



Device Manager

Add New Device



Demo1

Back to Live



Connected

Click to Enlarge QR Code
Press and hold to share device



Demo2



user name or password error



Delete Device



Modify Device



Sticky



Play Device



Bind Google Home/Google Assistant



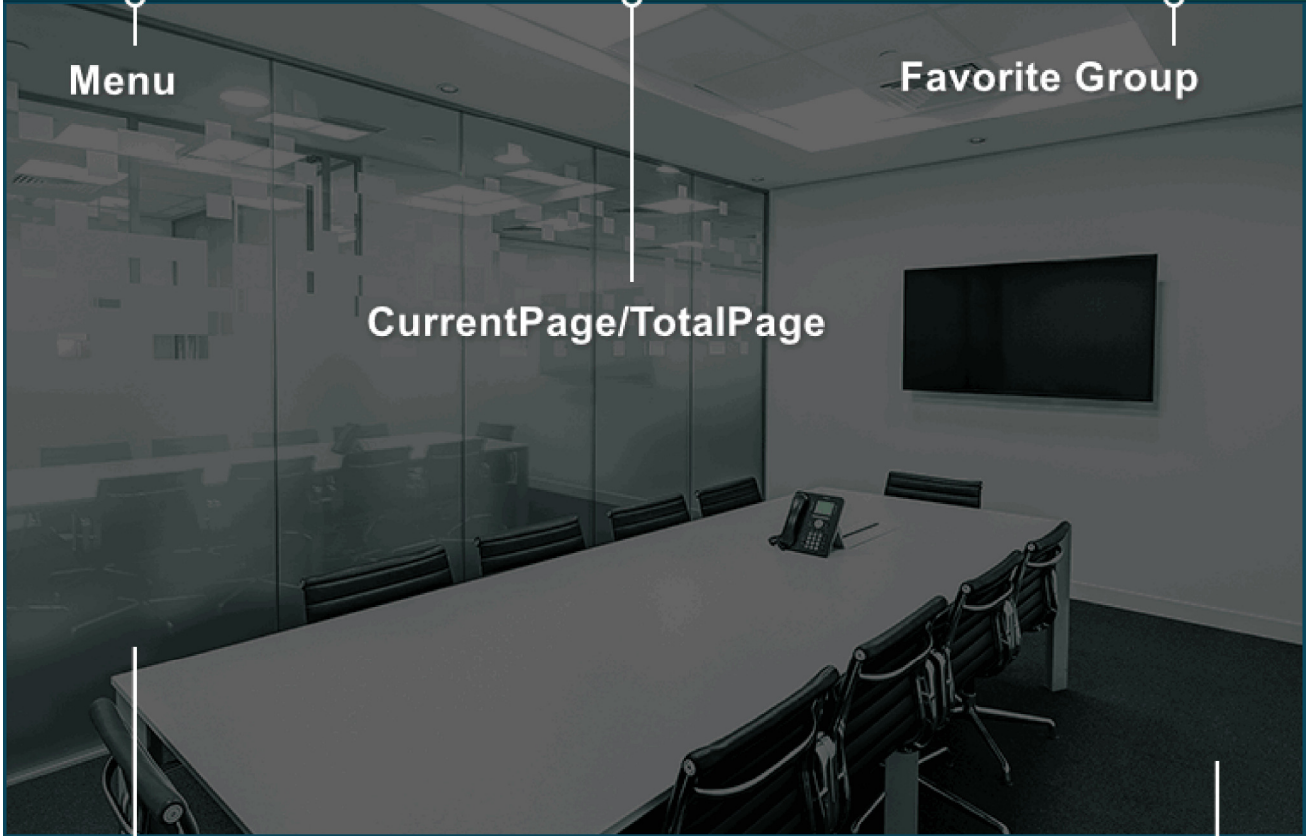
Menu

2/9

CurrentPage/TotalPage



Favorite Group



Demo2:IP Channel02



Demo1



Demo2

Tap device to play all channels. Long press the device to modify the device name.



Show or Hide Channel List



IP Channel01



IP Channel02



IP Channel03



IP Channel04

Tap Channel to Live (Living When in color)





Demo2:IP Channel02



Demo1



Audio



Demo2



Record



IP Channel01



IP Channel02

Split Mode



Snap

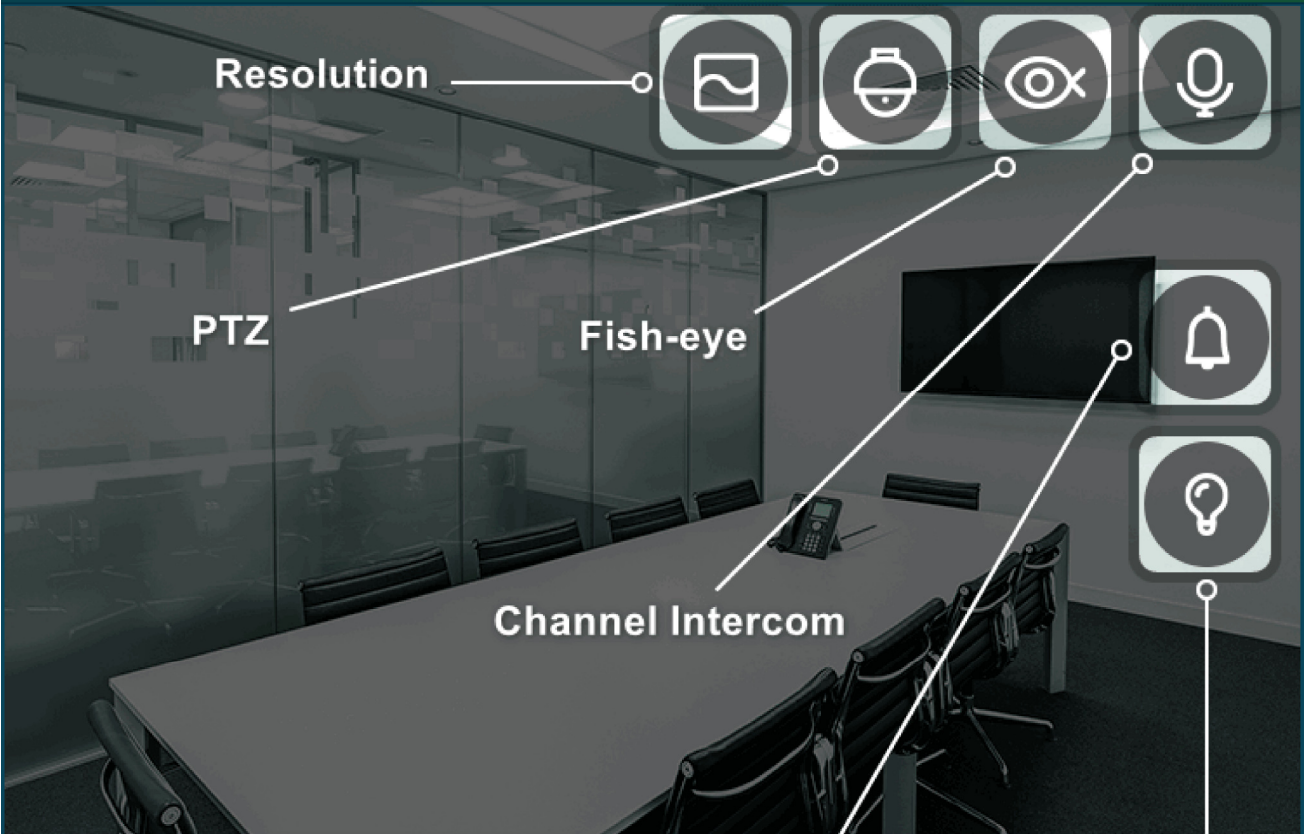
IP Channel03



IP Channel04

Device Intercom





Resolution

PTZ

Fish-eye

Channel Intercom

Siren

Flood Light

Demo1:IP Channel06



Demo1

IP Channel04


IP Channel05

IP Channel06


IP Channel07

IP Channel08





Install Mode




Cruise

Preview Mode



Fish-eye Closed







Adjust

Cruise

Speed



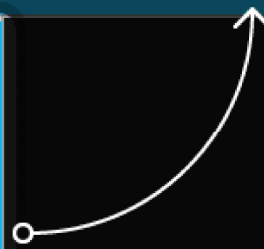
Direction control

PTZ Closed



Preset Point





Longpress and drag to top area to close video

Demo2:IP Channel01



Demo1



Demo2 Screenshots:Tap to Mange



IP Channel01





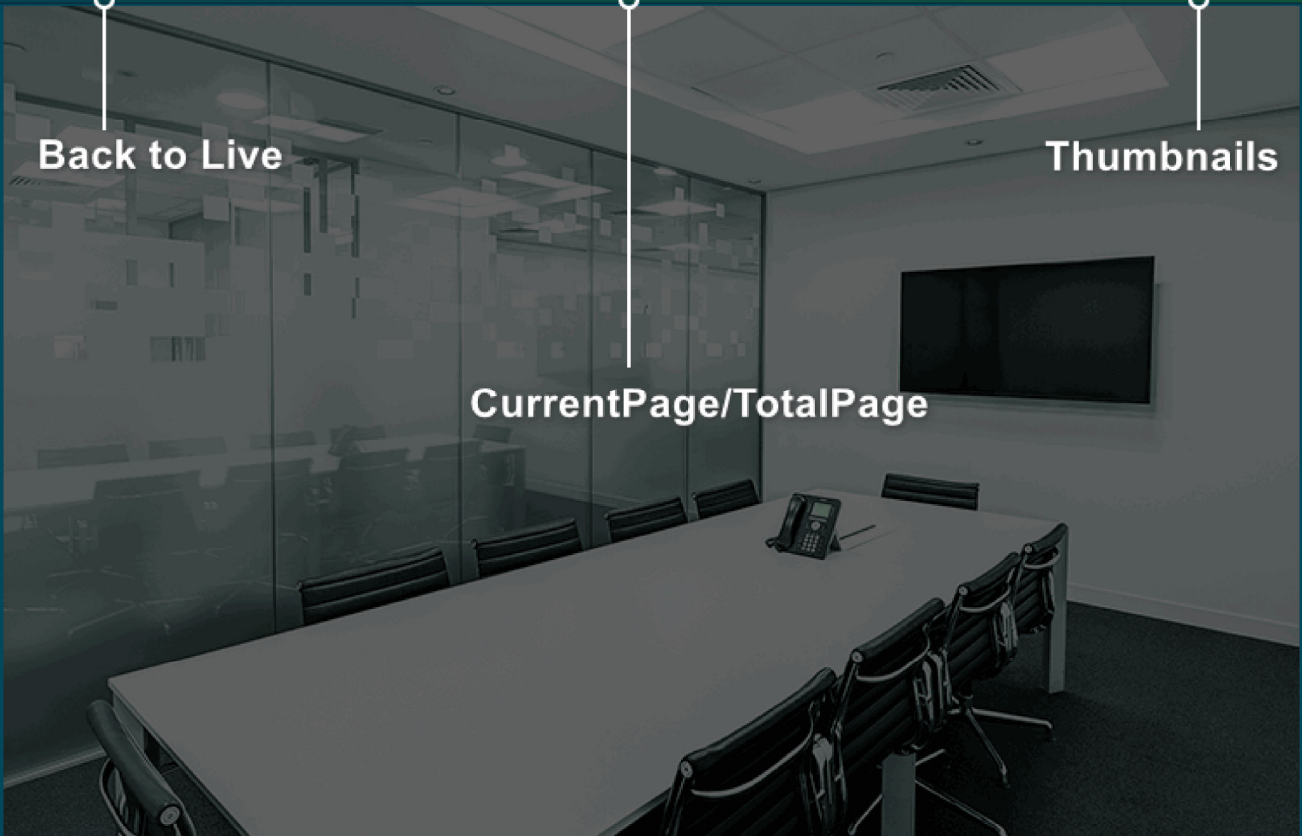
Back to Live

1/4

CurrentPage/TotalPage



Thumbnails



Calendar

2018-10-16 16:07:08


16:00

16:05

16:10

16:15





Frame By Frame



Slow



Fast



Pause



Stop All



2018-10-16 16:07:08

16:00

16:05

16:10

16:15





Type

Snap

Record



2018-10-16 16:07:08

Device

Audio

16:00

16:05

16:10

16:15





Alarm



Motion

IO

Normal

Intelligent

PIR




2018-10-16 16:07:08

16:00

16:05

16:10

16:15





Selected Channel

No video file found

Close Device List

No video file found

Demo1 - Channel01



Demo1



Channel01



Channel02



Channel03



Channel04



Channel05

Show or Hide Channel List

Tap/Drag to Play (Playing When in Color)





 2018-10




MON TUE WED THU FRI SAT SUN

30 1 2 3 4 5 6

Green :Playing Date

7 8 9 10 11 12 13

14 15 16 17 18 19 20



21 22 23 24 25 26 27

Red:Today

28 29 30 31 1 2 3

4 5 6 7 8 9 10

Flag: Exist Playback File in This Date





File List

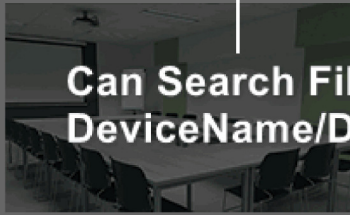
Search by date, device



2018-10-16

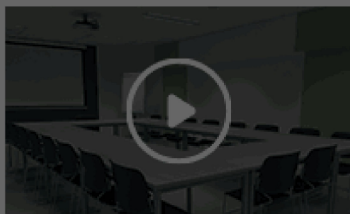
Display Mode

Can Search File by
DeviceName/Date/Channel



2018-10-16 15:15:15.859.png

IP Channel05 - DN-HKL



2018-10-16 15:15:23.258.mp4

IP Channel05 - DN-HKL



2018-10-15



Selected All

2018-10-15 14:07:37.297.png

IP Channel01 - N6008



Share

2018-10-15 19:43:44.569.png

IP Channel01 - N6008




2018-10-15





Local Play

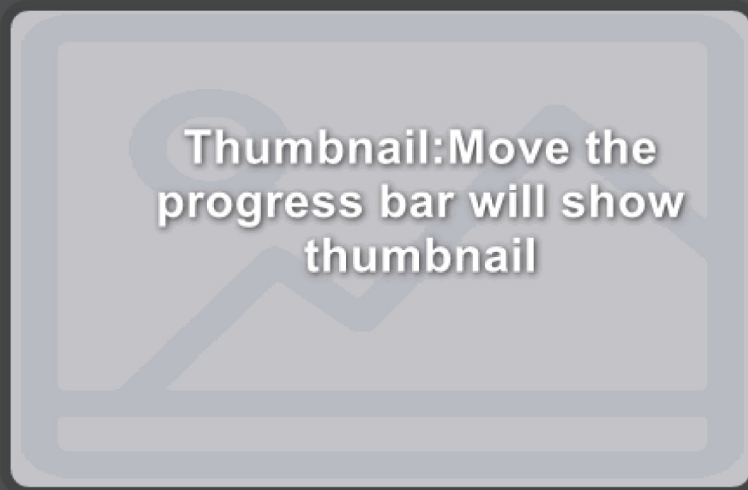


Frame By Frame

Slow

Fast

Pause



2018-10-16 16:06:28

Snap

Audio





Event ²⁶

AI ⁸

Abnormal ¹³

System ^{Push Setting}

Motion Detection 2020-09-16 06:00:00

Demo1 - Channel 001



Live

Motion Detection 2020-09-16 06:00:00

Demo1 - Channel 001



Playback

Motion Detection 2020-09-16 06:00:00

Notification details
(blue unread, black read)



Motion Detection 2020-09-16 06:00:00

Demo1 - Channel 001



Select type

Select channel

Motion Detection 2020-09-16 06:00:00

Demo1 - Channel 001



Select date

Mark All Read

Motion Detection 2020-09-16 06:00:00

Demo1 - Channel 001



Delete All





5

Push Setting



Demo1

Control Switch



Demo2



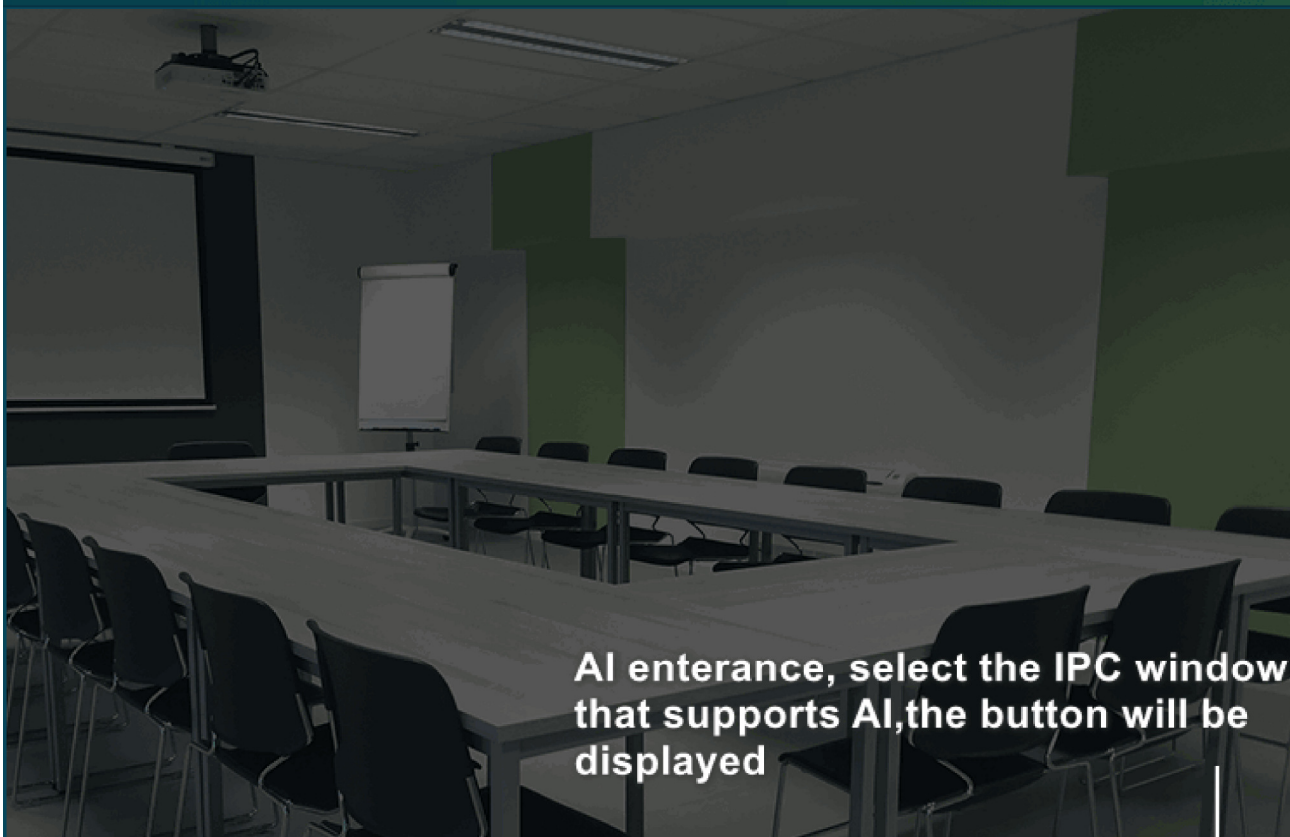
Demo3



Demo4



Detail Settings: Type/Channel Designation



AI entrance, select the IPC window that supports AI, the button will be displayed

Demo2:IP Channel01



Demo1



Demo2





HumanVehicle

SOD

Heat map



Turn on face function



Face

Adding new person

Close



Search by image



PID&LCD

Search by name



Search all

CC



Edit group information

